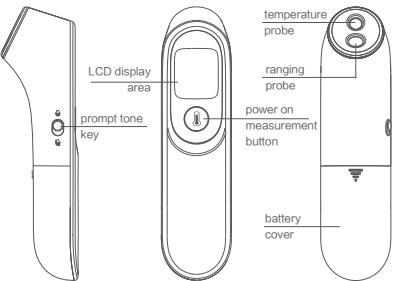


1. Device use and applicant scope

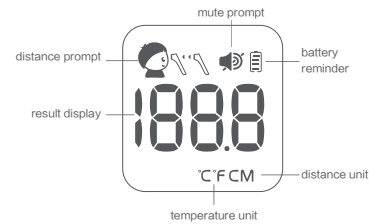
- Intended use and application scope: This device is used to measure the forehead temperature of the human body, It is intended for use on people of all ages except pre-term babies or very small(small for gestational age) babies.
- Contraindication: None.

2. Device structure and composition

- Device main structure and composition
The thermometer consists of a housing, a sensor, a display, and a circuit board.



●LCD area



- Appendix:
Instructions, 2 AAA Alkaline Batteries.

3. ⚠️📖 Matters need attention

Warnings:

- 1.The measurement result is only for reference, which is not a substitute for a physician's diagnosis. It is very dangerous to self-judge and treat only based on the measurement result. Please follow the doctor's instructions.
- 2.Please put the battery out of the reach of children, otherwise it is dangerous.
- 3.When the product is not used for a long time (more than 3 months), remove the battery from device to prevent the battery leakage.
- 4.If there is temperature difference compared environment of the device storage with that of the measuring environment, place the device in the measuring environment for more than 30 minutes, otherwise there may be error for the measurement result.
- 5.It is forbidden to immerse the infrared thermometer in any liquid, and It is forbidden to use it for a long time under too high or low temperature condition. No collisions, drops and mixing with sharp objects.
- 6.Do not put the battery close to the fire or into the fire to avoid the battery explosion. Do not use the battery when it leaks or molds; when discarding batteries or this product, it should be following local regulations to avoid contamination.
- 7.This product contains sensitive electronic components, should avoid strong electromagnetic interference.
- 8.Do not modify this equipment without the authorization of the manufacturer, which may lead to measurement error or machine malfunction.
- 9.If the situations cannot be solved or unexpected problem happens, please consult the local distributor. Caution:
- 10.Do not try to measure when the device is wet, which may cause measurement results inaccurate.
- 11.Before measurement, please make sure that there is no sweat, cosmetics or oil stains on the forehead of subject. please make sure that the subject does not take a bath, exercise or have a meal within 30 minutes, and the body is measured at a steady state.
- 12.During measurement, do not let the subject directly face the air outlet of the sun, air conditioner or heater, which will change the temperature of the forehead. Please conduct measurement in a stable environment as far as possible.

13.When the product gets wet due to contact with steam, use after it become dry or gently wipe with a soft dry cloth or cotton ball, otherwise it will cause measurement errors.

14.For patients measuring their own temperature, it is recommended to measure close to the forehead.

15.Please read this instruction carefully before use to confirm that the battery is installed.

⚠️ This product contains batteries and recyclable electronic waste. To protect the environment, do not dispose of it in the household waste, but take it to appropriate local collection points.

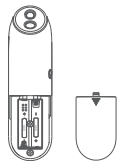
4. Measurement and transport storage environment

- measurement environment:
Environment temperature: 10℃ (50℉)to 40℃(104 ℉)
Relative humidity: 15% to 90%RH (non-condensing)
Atmospheric pressure: 70kPa to 106kPa
- Transportation and storage environment:
Environment temperature: -20℃(-4℉)to+55℃(131 ℉)
Relative humidity: 15% to 90%RH (non-condensing)
Atmospheric pressure: 70kPa to 106kPa

5. Installation and usage

●Installing the battery

The device is supplied with 2 Section 7 alkaline batteries. Push the battery cover downward and load the battery into the battery compartment. At this time, the device will start self-inspection. Pay attention to the positive and negative poles instruction in the



battery compartment and cover the battery cover. Refer to the picture at right:

●Setting measure unit

In the shutdown state, long press the staring measuring button "ⓘ" for 10 seconds to enter the temperature unit conversion state, and then short press the staring measuring button "ⓘ" to select "℃" and "℉" temperature unit, then long press the staring measuring button "ⓘ" final confirmation.

●Measure temperature of human body

- 1.Point the infrared thermometer probe at the center of eyebrow, within 0-5cm of the forehead.
- 2.Press the Start measuring button "ⓘ". After about 1 second, the infrared thermometer will have vibration and sound prompts to display the measurement results.

Notes:

- ①When the measurement distance is more than about 5 cm, the word "0-5" will be displayed on the screen, please close to the subject, as the picture shown at right;
- ②When the measurement distance is less than about 5 cm, the device will automatically measure, after the measurement, it will vibrate and have "di" sound, and measurement result will be displayed.
- ③When temperature is 37.6 ℃(99.7 ℉) or higher, the device will make quick continuous three-time "di-di-di"alarm sound.
- ④when the measured result is beyond device measurement range 32 ℃~43 ℃(89.6℉~109.4 ℉), thermometer will make quick continuous three-time "di-di-di" alarm sound, please make sure the measurement method and the external environment is normal at this time.



[close to the measurement indication]

●Sound on/off setting
When the prompt on/off button slides to "🔊", the sound is off;
When the prompt on/off button slides to "🔊", the sound is on.

- Power off
① Long press Starting measurement button "ⓘ" for 3-5 seconds to turn off the device;
②In the absence of any operation, the device will automatically shut down after about 30 seconds.

6. Product maintenance and upkeep method

As the product is reusable device, please pay attention to cleaning and disinfection after use. If the product is dirty, please keep the sensor and probe cavity clean, otherwise the measurement accuracy will be affected.
How to clean sensor and probe cavity:gently wipe the inner cavity or sensor mirror with a clean soft cloth or cotton swab, Do not wipe it with other material,

otherwise it may cause lens surface of sensor abrasion or machine malfunction.
Disinfection of the product and its head: Gently wipe the surface of the product and the head used for measurement with a cotton swab dipped in a little medical alcohol (70%), it can be used until the alcohol has completely evaporated.

●Precaution for storage

This product should be stored in a dust-free, dry place, please avoid direct sunlight; do not store in places with high temperature, humidity, dust and corrosive gas.
This product is a high-precision device, please do not drop the device! Avoid drastic collisions and jolts and other adverse possibilities for transport.
If the probe or the product itself has been damaged, do not continue to use it. Please do not use this product for any purposes other than its intended use. When it is used for children, please observe the general safety precautions.
We suggest to calibrate the monitor (at least once a year) according to local laws and regulations.

7. Common failures and troubleshooting methods

Phenomenon of breakdown	Possible cause	Troubleshooting methods
The screen display "Lo"	The measurement temperature is lower than 32℃(89.6 ℉), which is beyond the measurement range	Please re-measure following the product instruction
The screen display "Hi"	The measurement temperature is higher than 43℃(109.4 ℉), which is beyond the measurement range	Please re-measure following the product instruction
The screen display "Err"	The environment temperature is too high or too low	Please measure under the 10℃ (50 ℉)to 40℃(104 ℉)environment temperature
The screen display " "	The power of cell is shortage	Change the cell
No display or abnormal display	The positive and negative poles of the cell are reversed or the device is abnormal	Re-install the cell, or contact the dealer

8. The symbols related to safety requirements in this device and their meanings:

Symbols	Implication
🚰	Equipment with type BF applied parts
⚠️	Warnings and precautions
♻️	poly propylene recycling
🏭	Manufacture
ECREP	EC-Representative
📖	Follow instructions for use
⚡	Symbol for the marking of electrical and electronics devices according to Directive 2002/96/EC
🛡️	Safety and environmental protection use period for 10 years
IP22	Prevent the invasion of solid objects larger than 12mm. When the lamp is tilted 15 degrees, it can still prevent the invasion of dripping water. When the lamp is tilted to 15 degrees from the vertical Angle, the dripping water will not cause harmful effects.
🌡️	Temperature range
💧	Humidity range
🌬️	Atmospheric pressure range
↑↑	This side up
🍷	Fragile
☔	Non-rainproof
CE 0123	This device fulfils the provisions of EC directive 93/42/EEC(Medical Device Directive).
📖	See instruction for use
🏭	Date of manufacture

9. Product technical parameters

- Power source: DC 3V(2 Section 7 alkaline batteries)
- Measurement range: 32.0℃~43.0℃(89.6℉~109.4℉)
- Display resolution: 0.1℃(0.1℉)
- Measurement accuracy: ±0.2℃(±0.4℉) in the range of 35.0℃~42.0℃(95.0℉~107.6℉) ±0.3℃(±0.5℉)in the range of 32.0℃~34.9℃(89.6℉~94.8℉) and 42.1℃~43.0℃(107.8℉~109.4℉)
- Electric shock protection: the device is supplied by internal power
- Applied part: Type BF applied parts is the probe 🚰
- Running mode: continuous running
- Temperature units: ℃/℉
- Measuring site: forehead
- Time interval of each measurement ≤1s.
- measurement time: ≤1s.
- Degrees of protection against ingress liquid: IP22
- Safety classification: the device that cannot be used in the presence of flammable anesthetic gases mixed with air or oxygen or nitrous oxide
- Product size: 149×38×42(mm)
- Product weight:about 68g (not including cell)
- service life:5years
- The clinical thermometer is a direct mode
- Battery replacement cycle: use the new battery for no less than 3000 measurements

10. Temperature sense

The normal body temperature of people is a range, different people's normal body temperature varies, and individual body temperature will change at different times.
The normal body temperature of most people is provided as follows, just for reference
(The measurement of yuwell thermometer refers to axillary)
Axillary temperature:
36.0℃~37.4℃/96.8℉~99.32℉
Oral temperature:
36.3℃~37.2℃/97.34℉~98.96℉
Rectal temperature:
36.9℃~37.9℃/98.42℉~100.22℉

11. Replacing the batteries

1.Battery replacement: When " " symbol is displayed, Replace with 2 new AAA batteries , slide open the battery cover and remove old batteries.Replace the batteries being sure to align properly as indicated inside the battery compartment.

2.Remove the battery from the product if it is not required for extended periods of time in order to avoid damage to the thermometer resulting from a leaking battery.

3.To protect the environment, dispose of empty batteries at appropriate collection sites according to national or local regulations.

12. Product warranties

1. The thermometer is initially calibrated at the time of manufacture.If at any time Youquestion the accuracy of temperature measurements, please contact customer service.
- 2.This product provides free maintenance service for one year. If you need to provide circuit diagram, necessary materials and maintenance of electrical circuit for any problem, please contact the manufacturer.
3. No free warranty service will be provided for the faults caused by the following users:
- 1) failure caused by unauthorized disassembly and modification of products.
 - 2) failure caused by product drop.
 - 3) failure caused by failure to operate according to the instructions.
 - 4)failure caused by lack of reasonable maintenance.
 - 5) damage caused by external force.
- 4.This product will not cause allergic reaction and harm to human body during normal use.

JIANGSU YUYUE MEDICAL EQUIPMENT & SUPPLY., LTD.

Manufacturing Address: YunYang Industrial Park
DanYang, Jiangsu Province, P.R. China, 212300

http://www.yuwell.com

Revision date:03MAR20 1730207-0A

13. Electromagnetic compatibility information

- ⚠ Portable RF communications equipment (including peripherals such as antenna cables and external antennas) should be used no closer than 30 cm (12 inches) to any part , including cables specified by the manufacturer. Otherwise, degradation of the performance of this equipment could result.
- ⚠ This equipment might not offer adequate protection to radio–frequency communication services. The user might need to take mitigation measures, such as relocating or re–orienting the equipment.
- ⚠ When the instrument is in use, never put it near other instruments or stack it on other instrument.if you have to put it near other Instrument or stacked other instruments, please inspect and verify if the instrument could run normally.

There is the potentia risk of radio frequency interference between the device and other devices. If there is, please find out the problems and take the following measures:

- (1) Turn off the device, and turn on again.
- (2) Change the direction of the device.
- (3)Keep the product away from the interferential devices.

Emission test	Compliance
RF emissions CISPR 11	Group 1
RF emissions CISPR 11	Class B

Immunity test	Compliance level
Electrostatic disc harge (ESD) IEC 61000–4–2	± 8 kV contact ± 15 kV air
Power frequency(50Hz) magnetic field IEC 61000–4–8	30A/m 50Hz or 60Hz
Radiated RF EM fields IEC 61000–4–3	10 V/m 80 MHz to 2.7 GHz 80% AM at 1kHz

Table 3–Test specifications for ENCLOSURE PORT IMMUNITY to RF wireless communications equipment

Test frequency (MHz)	Band ^{b)} (MHz)	Service ^{a)}	Modulation ^{b)}
385	380–390	TETRA 400	Pulse modulation ^{b)} 18 Hz
450	430–470	GMRS 460, FRS 460	FM ± 5 kHz deviation 1 kHz sine
710	704–787	LTE Band 13,17	Pulse modulation ^{b)} 217 Hz
745			
780			
810	800–960	GSM 800/900, TETRA 800, iDEN 820, CDMA 850, LTE Band 5	Pulse modulation ^{b)} 18 Hz
870			
930			
1720	1700–1990	GSM 1800; TETRA 1900; GSM 1900; DECT; LTE Band 1, 3, 4, 25; UMTS	Pulse modulation ^{b)} 217 Hz
1845			
1970			
2450	2400–2570	Bluetooth, WLAN, 802.11 b/g/n RFID 2450, LTE Band 7	Pulse modulation ^{b)} 217 Hz

5240	5100–5800	WLAN 802.11 a/n	Pulse modulation ^{b)} 217 Hz
5500			
5785			
Test frequency (MHz)	Maximum power (MHz)	Distance (m)	IMMUNITY TEST LEVEL (V/m)
385	1,8	0,3	27
450	2	0,3	28
710	0,2	0,3	9
745			
780			
810	2	0,3	28
870			
930			
1720	2	0,3	28
1845			
1970			
2450	2	0,3	28
5240	0,2	0,3	9
5500			
5785			
NOTE If necessary to achieve the IMMUNITY TEST LEVEL, the distance between the transmitting antenna and the ME EQUIPMENT or ME SYSTEM may be reduced to 1 m. The 1 m test distance is permitted by IEC61000–4–3.			
a) For some services, only the uplink frequencies are included.			
b) The carrier shall be modulated using a 50% duty cycle square wave signal.			
c) As an alternative to FM modulation, 50% pulse modulation at 18 Hz may be used because while it does not represent actual modulation, it would be worst case.			

14. Warranty card

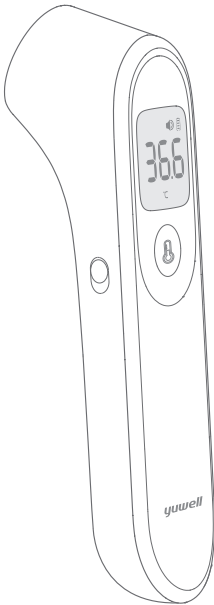
Warranty card

Product name:

Infrared thermometer

Model:

YT-1



YT-1
Infrared Thermometer

User Manual And Technical Instruction

Please read the user manual carefully and follow the instructions before use. For date of manufacture , please refer to the packing.

YT-1红外体温计英文说明书印刷要求

尺寸：420X160mm

色彩：准确、单色，层次分明

纸张：128g铜版纸、不需做圆角

印后加工：六折